



Bring Your Own Device
Information Guide
for Parent & Students

March 2023

Contents

What is BYOD?	3
Device Guide	3
Software.....	5
Care of Device	5
Case / Carry Bag	5
Insurance	6
Warranty.....	6
Repairs and Maintenance	6
School Support	6
BYOD Responsible Use Policy.....	7

What is BYOD?

BYOD stands for Bring Your Own Device. This means that students can bring personally owned devices to school for the purpose of learning. They can access the internet (*via the Department of Education secure portal*) and the school servers.

To ensure this access, students must have an appropriate device that meets the parameters specified by the school.

We are committed to continuing to move students and staff forward in a contemporary learning environment. We will be continuing the journey we began in 2014, using a BYOD model to give parents and students greater choice in device, functionality, and budget.

IT devices are a powerful means of differentiating and personalising a student's education, and student-owned devices allows student choice regarding which applications best suits their learning and communication style. We are giving families control over the choice of IT device students use at school (within specifications and parameters).

What is a "Device" in the BYOD genre?

Ideally, this will be a laptop, although a tablet (like the Microsoft Surface or iPad Pro) **with keyboard** would also suffice.

Please note: *Android devices*, such as the *Samsung Galaxy Tab* and *Chromebooks* do not meet the minimum specs and will result in students not being able to access the school network or internet connection.

If in doubt, please don't hesitate to contact the school for further advice.

Device Guide



In considering the right device for your child's learning we have compiled a simple guide from what is currently available on the market. You may consider different styles of devices to those we have indicated, such as 'mobile devices', smart phones and tablets.

Before committing to these, or any other device, we ask that you check the minimum requirements to connect to our school's network and successfully run software that is integral to the bulk of learning at the school.



Considerations before Purchasing a Device

- i. Operating System: Windows 11 or MacOS (MacBook).
- ii. Must be able to install Microsoft Office (provided free to our students).
- iii. Minimum Hard Drive size: 128G SSD or equivalent.
- iv. Consider the manufacturer's warranty – some companies offer more than one year.
- v. We recommend you investigate accidental damage cover for your device.
- vi. We also strongly advise the purchase of a durable case to protect your investment.



Low End (\$500 - \$700)

<p>Specifications</p> <ul style="list-style-type: none"> • <u>Hard Drive</u>: 128G SSD/eMMC Storage. • <u>Processor</u>: 126GB eMMC with 4GB DDR4 SDRAM <p>Best Suited For: Junior School Students – 7, 8 and 9</p>	<p>Capabilities: <i>Suited for basic computer duties.</i></p> <p>Limitations:</p> <ul style="list-style-type: none"> • Potential storage limitations. • Processing Speed. • Poor multi-tasking. • Limited Battery Life.
<p>Example:</p> <div style="display: flex; justify-content: space-around; align-items: flex-start;"> <div style="text-align: center;">  <p>Lenovo Lenovo IdeaPad Slim 1 14" HD Laptop (128GB) [AMD 3020E] ★★★★☆ 4.0 (5)</p> </div> <div style="text-align: center;">  <p>hp HP 50R74PA 14" HD Laptop (128GB) [Intel Celeron] ★★★★☆ 3.9 (64)</p> </div> </div>	

Mid Range (\$700 - \$1000)

<p>Specifications</p> <p><u>Hard Drive</u>: 256GB SSD Storage</p> <p><u>RAM</u>: 4 to 8GB</p> <p><u>Processor</u>: Intel Core Pentium (Quad Core)/Intel i5/AMD</p> <p>Best Suited For: Majority of students regardless of year level</p>	<p>Capabilities:</p> <ul style="list-style-type: none"> • Office365 applications. • Increased storage. • Longer battery life. • Faster processor. • Better multi-tasking.
<p>Example:</p> <div style="display: flex; justify-content: space-around; align-items: flex-start;"> <div style="text-align: center;">  <p>DELL Dell Inspiron 3525 15.6" HD Laptop (256GB) (AMD Athlon) ★★★★☆ 4.0 (4)</p> </div> <div style="text-align: center;">  <p>Lenovo Lenovo IdeaPad Slim 3i 14" FHD Laptop (256GB) [11th Gen Intel i5] ★★★★☆ 4.5 (2)</p> </div> </div>	

Top End (\$1000 plus)

<p>Specifications</p> <p><u>Hard Drive</u>: 128 to 256 GB SSD</p> <p><u>RAM</u>: 4 - 8GB</p> <p><u>Processor</u>: Intel Core i5 Processor – i7 Processor</p> <p>Best Suited For: Senior School students (Years 10 – 12) Students engaged in graphics intensive software</p>	<p>Capabilities:</p> <ul style="list-style-type: none"> • Handles all computing duties. • Greater flexibility. • Performs better for graphic intensive software. • Fast Multi-Tasking.
<p>Example:</p> <div style="display: flex; justify-content: space-around; align-items: flex-start;"> <div style="text-align: center;">  <p>Microsoft Microsoft Surface Laptop Go 2 12.4" i5 256GB (Ice Blue) ★★★★☆ 4.2 (24)</p> </div> <div style="text-align: center;">  <p>Microsoft Microsoft Surface Pro 9 13" i5 128GB/8GB (Platinum) ★★★★☆ 5.0 (4)</p> <p><small>*Also requires the purchase of a keyboard.</small></p> </div> </div>	

Unsuitable Devices

Some common devices DO NOT meet specification and are unsupported at Nerang State High School.



Chromebook



Android Tablet



Mobile Phones

Software

Microsoft Office

In our school a major piece of software that teachers and students use to share learning resources and assessment is Microsoft OneNote, which is a part of the Microsoft Office suite.

The good news is that the Student Advantage package makes this available via Microsoft Office 365. All Queensland state school students (P to 12) are eligible to obtain a maximum of 5 copies of the Microsoft Office 2016 Suite to their home and mobile computer equipment.

[Students can download the entire Microsoft Office365 Suite for free](#) through our School website (Facilities/Computers and Technology/Bring Your Own Device (BYOD)).

Antivirus

Windows 11 computers come equipped with Windows Defender, please ensure this is enabled. You are welcome to purchase your own anti-virus software, but this may need to be switched off while at school as it can interfere with our own Bluecoat Protection. While a laptop is connected to our network, they are protected from viruses.

Do not leave expired trial versions of antivirus software on a laptop (please uninstall).

Care of Device

It is the responsibility of families to keep their chosen IT device in good working order to ensure minimal disruption to learning.

It is expected that students bring their IT device to school each day **fully charged**. Each device should be clearly labelled with the student's name.

Students should take care to completely **turn off their device** when moving around. This will ensure a smooth reconnection to the network in their next classroom as well as ensuring no damage is to done to the Hard Drive.

Case / Carry Bag

A **strong** carry case is a great way to protect your device from accidental damage like drops. Use a bag or case designed to hold a laptop, with **adequate padding**. 'Wetsuit material' cases are not suitable and do not provide any protection.

Insurance

Purchasing insurance is a personal choice – [we highly recommend this](#). When purchasing your laptop please check your options to purchase accidental damage protection for your device. Ensure that this covers your device for accidental damage on and off the school campus. Fire, theft and Acts of God are usually not covered under these programs, but you can include it in your personal or home insurance. The insurance can be purchased with your computer vendor or any insurance company. All insurance claims must be settled between you and the insurance company.

Warranty

We advise that all devices are covered by an extended warranty to last the students' time at Nerang SHS.

Statistically a laptop will require, on average, 2.5 repairs during its 3 year life cycle. This includes hardware repair due to component failure (warranty) or accidental damage (non-warranty). On average 70% of these repairs are warranty and 30% non-warranty.

Repairs and Maintenance

All maintenance for the device, operating system, software and/or apps purchased by the Student/Parent are the responsibility of themselves. Parents/Students should ensure quick maintenance turnaround for BYOD devices.

If laptops are available, we may be able to offer a short term loan device while a student's laptop is being repaired.

School Support

If you run into a problem, we advise students to see our IT Technician, Teddy, and he will attempt to diagnose the fault. If the issue is not able to be resolved by the IT staff, they can recommend a course of action for repair (eg. warranty claim, insurance claim, etc.)

BYOD Responsible Use Policy

Student and Parent Responsibilities:

- Maintaining the device, keeping it on good working order.
- Ensuring the device is charged when arriving at School.
- Keep the device safe on School grounds.
- Keep your passwords safe and do not disclose them to other students.
- Users are responsible for the security, maintenance and integrity of their individually owned devices and their network accounts.
- Using other users' passwords or allowing others to use your account and password to login to the school network.
- Breaching of others' privacy.
- Copying (stealing) other's intellectual property (eg. assessment, classwork).
- Using any means to avoid scrutiny by teachers of work in progress.
- Accessing an external portable Wi-Fi hotspot on school grounds.
- Displaying images that are deemed inappropriate by staff.

Legitimate use includes the following:

- Researching activities that relate to learning activities as part of the Nerang State High School curriculum.
- The use of email for exchanging appropriate information and engaging in collaborative projects.
- The design and development of digital products (eg Videos, slideshows, etc) related to learning activities.
- Accessing the School V-Drive to download and submit learning materials.

Unacceptable use includes:

- Violation of copyright laws by having unlicensed software, including games, or illegally downloaded music on the device.
- Use of stand-alone and/or online gaming at school.
- Using software to harass, insult or bully. (Including blogs, discussion boards and social networking sites).
- Using obscene language via email or any other electronic messaging medium.
- Using the school network resources (WiFi, email, hard drives, etc) to deliberately humiliate others by sharing compromising images, recordings or text.
- Sending, receiving, displaying or searching for any offensive and anti-social material.
- Introducing or spreading computer viruses, physically damaging hardware, altering source codes or software configurations, etc.).
- Possessing software that is capable of accessing protected sections of the network, doing damage to the network or obtaining other users passwords.
- **Confiscation:** Devices used contrary to this policy will be confiscated by school staff if required to be kept for purposes of disciplinary investigation. Devices containing evidence of criminal offences may be handed over to the police.
- **Recording Voice and Images:** Recording of events in class is not permitted, unless express consent is provided by the class teacher. The school will take disciplinary action where images or sound being disseminated to others, is done for the purpose of causing embarrassment to individuals or the school, or for the purpose of bullying or harassment.
- **Communication:** The sending of messages that contain obscene language or threats of violence will subject the sender to discipline and possible referral to the Police.
- **Recording:** Students need to be aware that to record, monitor or listen to a private conversation may be in breach of the Invasion of Privacy Act, unless consent to the recording is appropriately obtained.

Consequences for breaches of the BYOD Responsible Use Policy:

Consequences are dependent on the severity of the unacceptable use. Activities that include network hacking, using programs to steal passwords, or possession of obscene / offensive material would result in suspension or exclusion. Consequences for other inappropriate use, eg playing computer games at school, would be dealt with via the RTC where all issues are followed up with a Responsible Thinking Plan and the offence recorded on OneSchool. Other actions will include network account suspension, a Dean/Deputy Principal interview with student and parent and student account/device monitoring for 1-2 weeks following account suspension.

Note: Network Administrators may review files and communications to maintain integrity and ensure that users are using the network responsibly.